

**THE**

**IDEA**

**OF RITUAL**





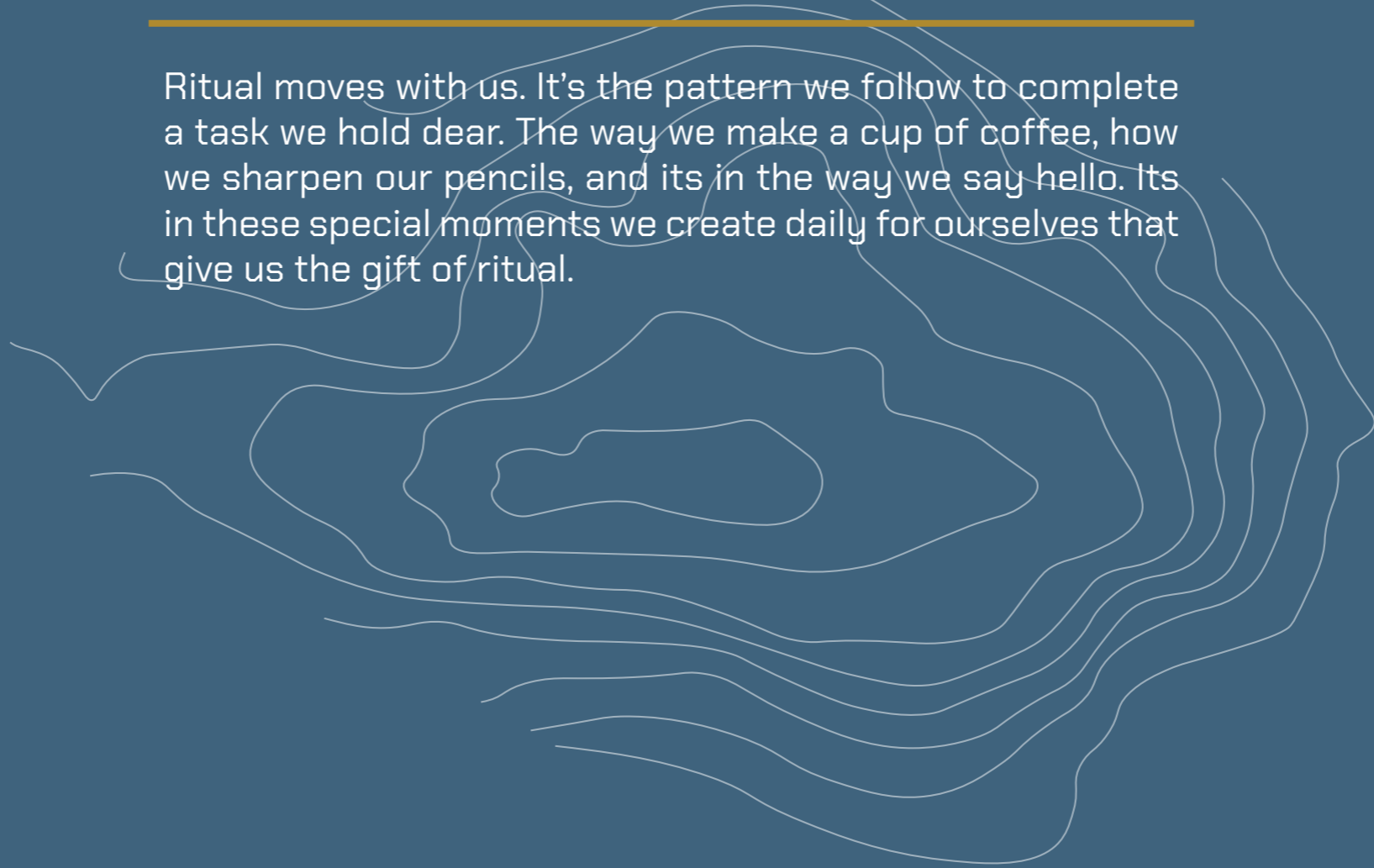
**WE HUMANS ARE  
CREATURES OF HABIT**

Which is why our lives are so intertwined with ritual.

# A RITUAL IS SIMPLE

---

Ritual moves with us. It's the pattern we follow to complete a task we hold dear. The way we make a cup of coffee, how we sharpen our pencils, and its in the way we say hello. Its in these special moments we create daily for ourselves that give us the gift of ritual.





# THE IDEA OF RITUAL IS AN EXPERIENCE

---

A traveling installation design series to engage users in a ritual activity that reflects the wilderness they are present in. The installations are adaptive to the environment that bridges the gap between witness and physical engagement.



## **TO KEEP OUR WILD. WILD.**

---

The wilderness speaks to us through sight of its ritual activity, humans have forever been intrigued by these phenomenons, captivated to where we can damage the wild by participating inside of its bounds. Taking rocks from their homes, carving into trees, these activities have created mercy to the land we have fought to keep clean. The Idea of Ritual is an opportunity to connect our modern world to the wild through ritual. Teaching us new ways to engage, and keeping our wild, wild.



# THE WILD

---

Wilderness rituals, are a bit more abstract in the way that we can't always experience them physically. We are able to watch them occur, perhaps feel the aftermath with their pulsations but what we can do, and it's what humans are exceptional great at is finding the connection in how it links back to us.



# THE SET UP

---

To create the installation, we will define a simple set up of first establishing place, a research of the place to find a history of rituals to then create the modern connection to be performed.



# A PLACE

We first establish a place of interest, from open desert to the dense forest. Wilderness ritual is all around us. The Idea of Ritual seeks the places we visit.





# A PATTERN

---

After establishing the place, we seek for the wilderness patterns that draw human curiosity, what makes these unique to the place and break down the mechanics of its inner workings.



# A HISTORY

These popular wilderness sites have history human activity, from a time that came well before ours to the one we live in now.

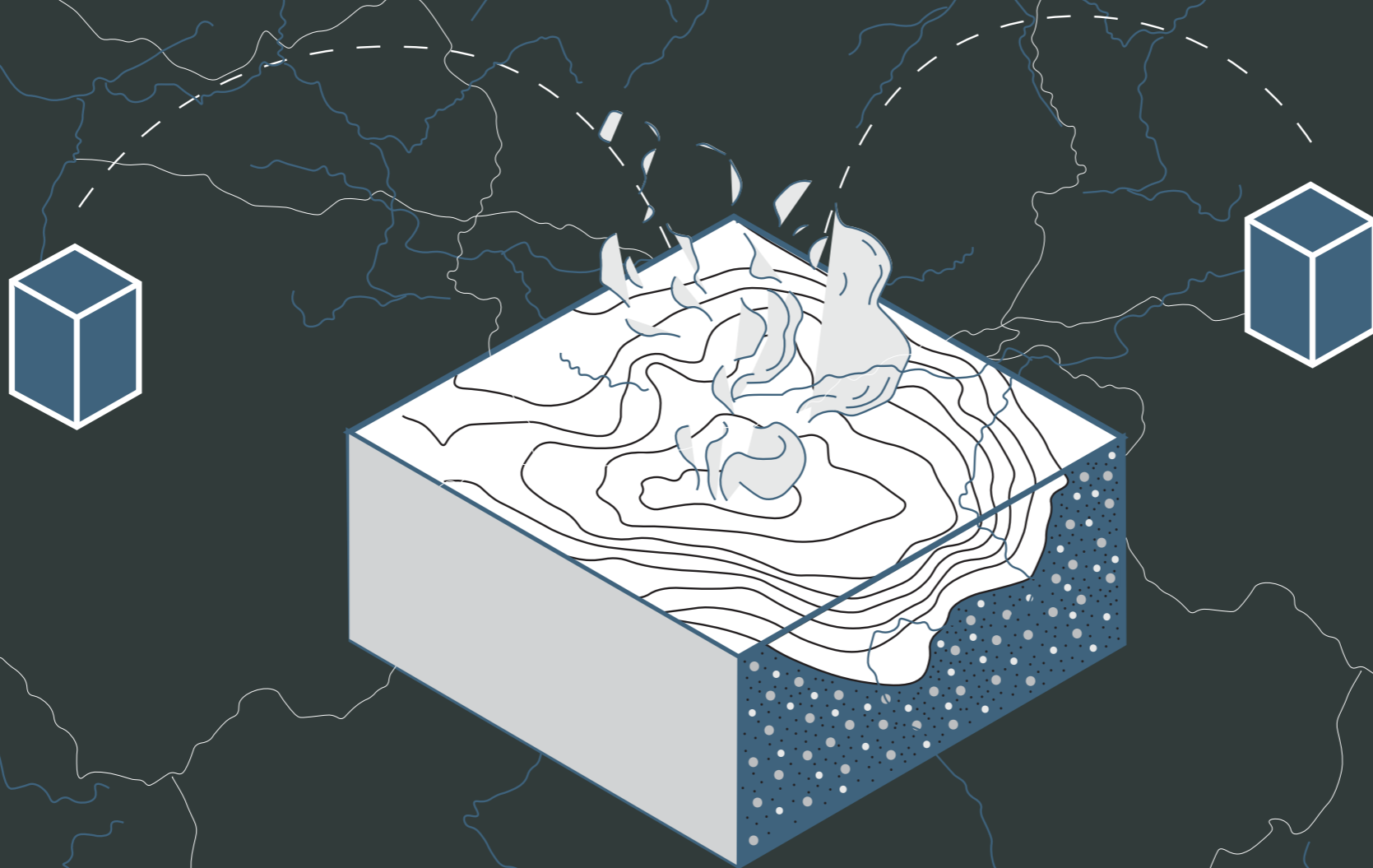
A light blue background featuring a white topographic map of a mountain range. The map shows several peaks and valleys with contour lines. The text is centered over the map.

**YELLOWSTONE**

---

**A CASE STUDY**

# THE IDEA OF RETURN



44.4280° N

110.5885° W

## THE HISTORY

---

One hundred years ago, one of the most famous attractions in Yellowstone National Park was a small hot spring named the Handkerchief Pool. Visitors threw handkerchiefs into the water, the cloths were sucked into the depths only to reemerge a few minutes later. The Handkerchief Pool was damaged due to this human ritual, visitors began to throw other objects into the spring which

## THE PATTERN

---

This natural phenomenon speaks to us on the idea of return. The pool acts as a vessel as it takes in an object, holds it for a period of time to then return the object to the surface for the owner to retrieve.

## THE PLACE

---

The Handkerchief Pool is one of the hot springs in Black Sand Basin near Old Faithful, in Yellowstone National Park.



# CUBE RITUAL

## OF THE HANDKERCHIEF POOL

### MODERN CONNECTION

The Mail Box

### MECHANICS + SEND AND RETURN

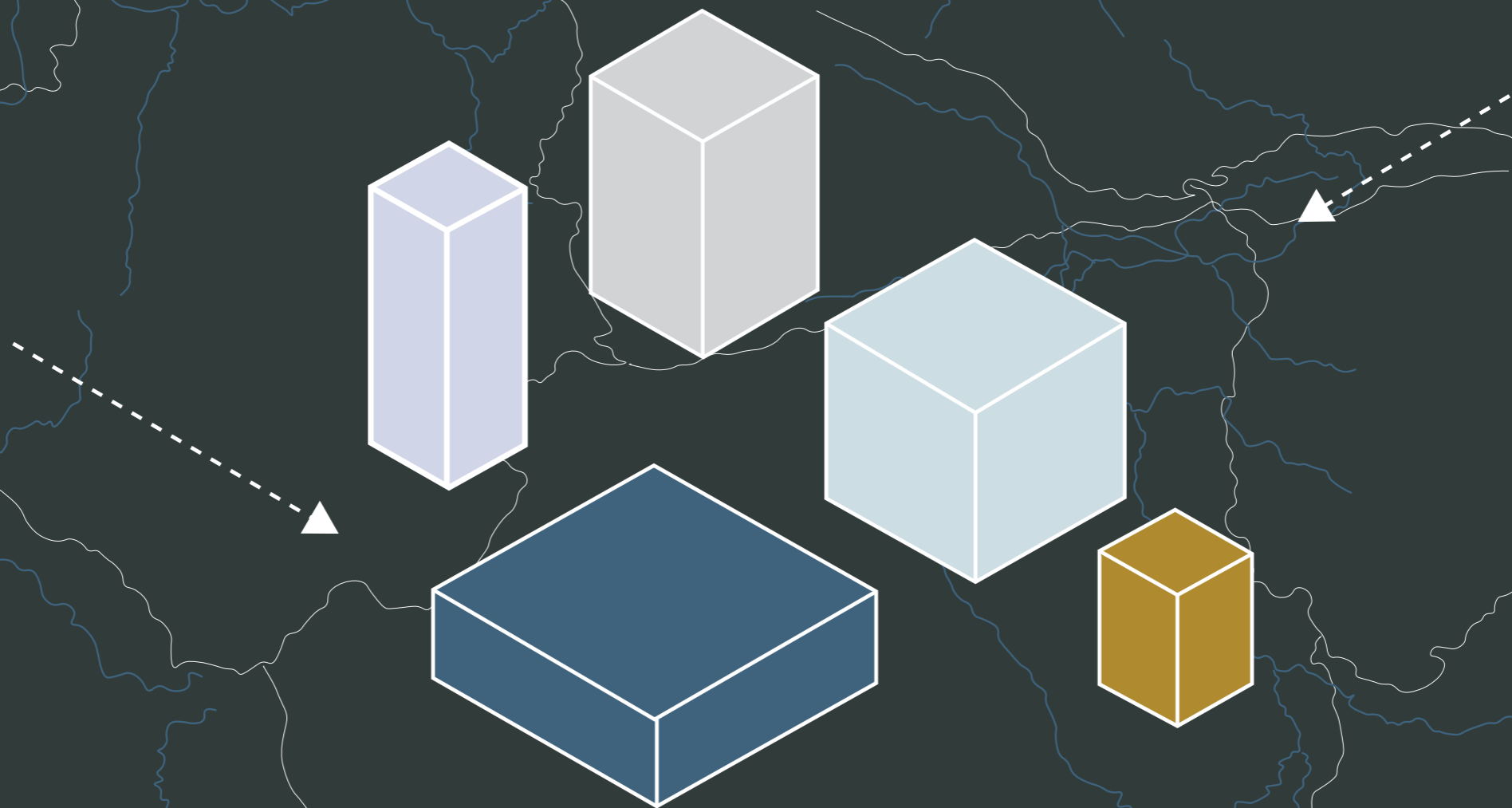
Here, exploring the idea of send and return. This cube ritual will allow the user to make the modern day connection of the Handkerchief Pool by engaging in a return.

### RITUAL

The cube installation will allow the user to have a return transaction. This experience, connecting the idea of return with that of the mailbox the user is able to write a postcard from the station and deposit it into the mailbox. Once the user returns home from their trip a postcard will have arrived in their mailbox to complete the transaction. With this ritual we have the added value of creating the pattern of send and return for the next time the user uses this modern day approach.



# THE IDEA OF DEPOSIT



49.40281° N

53.9584° W

## THE HISTORY

---

Early visitors of the park engaged in a ritual of their own creation at this particular site. Visitors would purchase a souvenir which was then placed on a coat rack located under the flowing water. After five days the object would be completely coated in travertine. The particles released would attach themselves to the object adding a coating of calcification.

## THE PATTERN

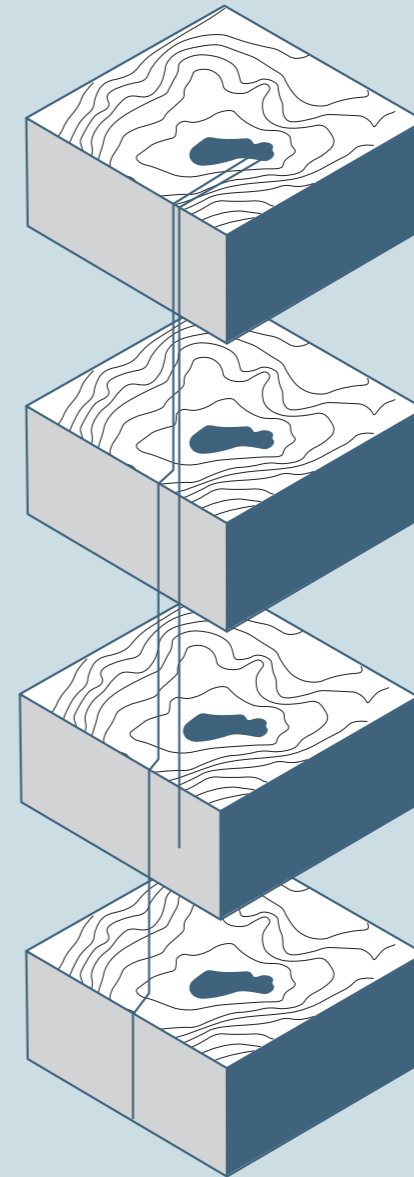
---

This natural phenomenon speaks to us on the idea of deposit. Hot water running below the surface attracts particles of limestone and carbon acid. Once this water reaches the air's surface the particles are released and deposited over the landscape. Building on to each other expanding the size of the terrain.

## THE PLACE

---

Mammoth hot springs is a large complex of hot springs on a hill of travertine, created over thousands of years as hot water from the springs cooled and deposited calcium carbonate.





# CUBE RITUAL

## OF MAMMOTH HOT SPRINGS

### MODERN CONNECTION


Collective visual art

### MECHANICS + DEPOSIT FOR GROWTH

Here, exploring the idea of deposit by engaging users to make a deposit of their own. These deposits, just as the wilderness patterns, are collected for processing growth.

### RITUAL

The cube installation will allow the user to make a deposit of their own, their words, to then be built into something ever expanding. This experience, connecting the idea of the deposit is a computer that prompts the user to simply "add something", and nothing more. Once the visitor starts to type a message appears to press enter when done. Once the words are sent they are then created into a formation of shapes that appear as digital art, the more experiences performed, the more shapes created, forever growing over time.



# THANK YOU

---

**CONTACT INFO:**

Kelsie Rayce

[kelsiequintana@gmail.com](mailto:kelsiequintana@gmail.com)